



Classes for Ewe 2012

January
thru
December

Lil McRae, Head Fiber Tamer 357 3rd Ave. SE Perham, MN 56573 218-346-YARN (9276) email: info@atlooseends.com www.atlooseends.com

Learning is a lifelong quest for so many of us. This fast-paced, technology-based society of ours leaves little time for accomplishing our creative pursuits. Using our minds and hands to create things is a wonderful way to help us unwind, energize and enrich our lives. I hope this way of presenting classes will help you use your creative/learning time wisely. Read on!

Expand your horizons, put wrinkles on your brain, learn a new skill/art with CLASSES ALA CARTE!

I've set aside 2-hour sessions - **Tuesdays and Wednesdays (10-12 or 2-4), and Fridays (10-12)** for teaching whatever you would like to learn. Call to see if we can schedule another day or time. **First come first serve so book your times early.** Class tuition is \$20 per session for one student, so a 3-session class is \$60 tuition. Got a friend or family member or co-worker to learn with you? Then class tuition is \$15 per session per student, so then a 3-session class is \$45 tuition per student. **And remember that when you purchase your supplies at the shop, you'll receive a 10% discount**

An up-to-date calendar is on my website or at the shop so you can see what time slots are available for you to learn. Be sure to call or stop in with any questions about classes or times available. Here is a list of topics/classes that I am ready and willing to teach.



BEGINNING KNITTING - 3 sessions + materials

Using Crystal Palace Yarn's so-soft Cotton Chenille or Plymouth Yarn's 100% mercerized cotton Fantasy Naturale and #6 needles you'll knit 1-3 washcloths while learning the basics: cast on, knit, purl, increase,

decrease, and bind off. Let's get you started on the right track to knitting nirvana. Stitch markers and a darning needle will help you complete your projects. Topics covered will include "What should I have in my Knitter's Tool Box?", "Gauge and why should I care?", and "What can I knit next?". Bring a friend, it's more fun with two or more!

KNIT & FELT FUN - 3 sessions + materials

There's so many wonderful things you can knit and felt - scuffs, clogs in all sizes, purse, hat, tam, or even a tote or backpack. Come in to the shop to collect some ideas and see what colors you'd like to use. Needles depend on your pattern, yarns must be an animal fiber--wool, alpaca, llama, mohair. There's lots to choose from here at the shop. We'll felt your finished project(s) here at the shop on the final class.

FELTED CLOGS - 4 sessions + materials

Fast and easy, these warm and cuddly slippers make a great gift for someone special or even yourself. Knit in double strand worsted weight yarn with a circular needle. You can add mohair or novelty yarn to make one-of-a-kind slippers. You'll need basic knitting skills. Supplies needed: #13-24" circular needle and a second 24"



circular needle in a smaller size, markers, Fiber Trends pattern for kids or adults, and 3-5 skeins worsted weight yarn depending on the size you make. We'll felt our finished slippers at the final class.

CABLE PILLOW - 3 sessions each + materials

Guest instructor Pat Benson will lead you through either a Beginner's Cable pattern or Plaited Diamonds cables in this great project for your home - a 14x14 pillow. Second panel has examples of other kinds of cables. 2 skeins of Cascade 220 will give you enough yarn to do 2 panels and an optional crocheted edging. Also #10 SP needles, cable needle, darning needle, stitch markers, and H crochet hook for edging.

FINISHING TIPS - 1 session + pre-session homework. Learn 3-needle

bind off, kitchener stitch, joining knit pieces, how to seam invisibly. You'll need to come to class with six 3"-square swatches knitted on #7 or #8 needles with worsted weight yarn - 4 of them will need to still be on your needles with live stitches. Also bring a crochet hook and darning needle (or supplies are available at the shop). Don't miss this opportunity to learn!

TUBE SOCKS - 3 sessions + materials - Do you want to experience the joy of handknit socks, but dread the thought of turning a heel? Well, this is the class for you! We'll show you how to cast on and knit in the round on double point needles. This class will give you the confidence to go on to mittens with thumbs and socks with heels. You'll need worsted or sport weight yarn, set of #7 or #3 DP needles, tapestry needle.



BASIC SOCKS - 4 sessions + materials


This 4-session class is just right for the beginning sock knitter. Socks are fun to knit and make a great portable project! There is no experience like turning the heel of your first sock! Using light worsted weight yarn and #7 double point needles, learn to turn a heel and pick up stitches for the instep. You will also learn the Kitchener stitch to finish off the toe invisibly. Bring your basic knitting skills (knit, purl, cast on), 220 yards worsted weight yarn, #7 DPNs, yarn darning needle, and your enthusiasm.

PET SOCKS (FAIR ISLE KNITTING) - 4 sessions + materials

Learn the art of two-color knitting and honor your favorite critter with this fun pair of socks. Kits from Blackberry Ridge contain 2 skeins sport weight yarn, reinforcing yarn (for heels and toes), pattern. You'll need #3 DP needles, darning needle, and basic knitting skills. (knit, purl, cast on, cast off) to begin this 4-session class.

SOCKS ON 2 CIRCULARS - 4 sessions + materials

Learn to knit these fun and fast articles of clothing. And no DP's needed! Even on the heels and toes! You'll need #7 circs - one 20" and one 24", 220 yds. worsted weight yarn, markers, row counter, stitch holders, darning needle, and basic knitting skills.



KNIT SOCKS FROM THE TOE UP - 4 sessions + materials

Knitting socks is fun, fast and easily transportable. Plus, knitting socks from the toe up guarantees a perfect fit! This project calls for sport or light worsted weight yarn, a set of #5 or #7 DP's, markers, row counter, stitch holders, darning needle, and basic knitting skills.

MITTENS ON 2 CIRCULAR NEEDLES - 3 sessions + materials

Pick a skein of worsted weight yarn and use 2 #7 circular needles at least 20" long to make these necessary-for-winter-in-Minnesota articles of clothing. Fast and easy on circulars!

MAGICAL MOEBIUS - 2 sessions + materials

Using Cat Bordhi's Treasury of Magical Knitting as a guide, we'll be knitting a moebius scarf out of bulky weight yarn. One #11 47-60" circular knitting needle, marker, yarn darning needle are supplies needed.

EASY TOP DOWN KID'S SWEATER - 4 sessions + materials

Anxious about your first sweater project? Well, this is a no-sweat sweater for a child. Using a Knitting Pure and Simple pattern, we'll start at the neck and work down. There are no seams to sew, just a few ends to work in and you'll have a project you'll be proud to give. Project is worked in worsted weight yarn with #6 and #9 circular and double point needles. Markers, yarn darning needle, pattern and some waste yarn will complete your supply list.

PAMPERED KITTY HANDKNITS - FOR BEGINNERS - 3 sessions + materials

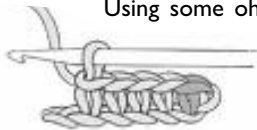
Are you looking for a way to show your appreciation to your favorite feline...well look no farther. I've found a pattern for a snugly felted cat bed, and two more patterns for fun cat toys. Kitty won't mind if your edges aren't perfect or you've dropped a stitch or two. So come learn knitting basics and tell your cat you really think he's special.

SHADOW KNITTING - 3 sessions + materials

Shadow knitting is very simple in principle-just four rules to follow and the magic happens. Look at your knitting straight on and it looks plain, change your viewing angle and shapes appear on the surface. Working with a pattern from Vivian Hoxbro's intriguing book on this topic, we'll be making potholders. You'll need 2 contrasting colors of worsted weight yarn and #5 SP needles.

CROCHET BASICS - WASHCLOTHS - 3 sessions + materials

Using some oh-so-soft Cotton Chenille for Crystal Palace, we'll learn the five basic crochet stitches. Pair your project up with a bar of handmade soap and you've got a wonderful present for that special friend or relative.



CROCHET BEANIE - 3 sessions + materials

Here's a great after-school activity for girls and guys! Crochet a cool beanie for yourself and/or a friend. There are two styles to choose from an openwork skull cap or a snowboarder-style beanie. One skein of worsted weight yarn for each (you can mix the two colors in each cap), Size J crochet hook, marker, yarn darning needle and we'll be ready to go!

LEARN TO SPIN...and create your own yarn.


You'll learn the basics of spinning--how to maintain your wheel, how to prepare fibers for spinning, how to spin different fibers, and how to ply your yarn. Fee is \$60 for three 2-hour sessions. This includes 8 oz. of cleaned Romney fiber for carding and spinning. Call to set up a time. Wheel available to rent for \$30 for 2 weeks' use. If you decide to buy, then \$10 of rental can



applied to the purchase price of the wheel.

RIGID HEDDLE WEAVING - BASICS - 4 sessions + materials and \$30 loom rental, if you don't have your own (\$10 will be applied to price of loom if you decide to buy one).

I'd love to get you started on the road to weaving with this class. You can choose to do a simple scarf or table runner, with pickup accents. We can even reassemble the long rectangle into a simple drawstring vest. Bring 2 paper grocery bags and note taking supplies to class.



FAST WARPING ON A RIGID HEDDLE LOOM - 1 session + no mat'l's fee

I'll give you a quick demonstration of how to warp your rigid heddle loom fast, fast, fast. Be more spontaneous with your warping!

FAST WARPING ON YOUR RIGID HEDDLE LOOM - 1 session (@ 3 hrs. \$25) + materials. Get your looms out of the closet and I'll help you get weaving again!

RIGID HEDDLE WEAVING - LACE TECHNIQUES - 4 sessions + materials and \$30 loom rental, if you don't have your own. (\$10 will be applied to price of loom if you decide to buy one)

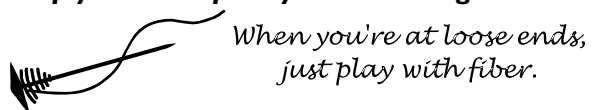
We'll use the Ashford quick warping method to prepare our looms for weaving a scarf or table runner with lace technique accents. I have some nice wools, alpaca, or even cottons and blends to choose from. Bring 2 paper grocery bags and note-taking supplies to class.

RIGID HEDDLE WEAVING - LOG CABIN TECHNIQUE - 4 sessions + materials

Learn to warp with two colors and weave a beautiful scarf on this easy-to-use loom. We'll be using the Ashford quick warping method and two contrasting colors of yarn. Bring 2 or 3 grocery bags and ideas for colors you would like to have in a scarf. Looms available to rent for \$30 (\$10 applied to price of loom if you decide to buy one).

BEGINNING TATTING - 3 sessions + materials - Kathey Skarie will teach you the basic stitches and how to use them in patterns, how to read patterns and diagrams, plus finishing techniques. Supplies needed: #10 crochet cotton (2 colors - white & a color), tatting shuttle, scissors.

Do you have an idea for a class? Just call or email and we can help you accomplish your creative goals!



When you're at loose ends, just play with fiber.

COME VISIT AT LOOSE ENDS

for **quality yarns, fibers, tools and accessories** for all your knitting, crocheting, spinning and weaving projects, plus lots more! **Spinning wheels, looms** and more from Ashford, Beka, Glimakra, Harrisville, Louet and Schacht. **Classes** offered year round with flexible schedules and knowledgeable instructors. Come to **Yarn Therapy** Thursdays & Saturdays 11:30-1:30 year round. It's free and it's fun! There's great shopping in Perham, too! Visit www.perham.com and see!

Don't miss the Spring Fling Shop Hop this spring where you can visit some great outstate Minnesota yarn shops, enjoy the spring weather, and win prizes! Plus **At The Lake Fiber Arts Retreat** in spring and fall at beautiful Weslake Resort. **Visit my website or stop in for info.**


DO I HAVE YOUR EMAIL ADDRESS?

Keep up on all the latest shop news including new products, classes, and sale information by letting me know your email address. I will use your address for my own information *only* and will *not* distribute it or sell it.

STORE HOURS

Tues - Sat 10 - 5
Closed Sun & Mon
OPEN YEAR ROUND!

Everyone Welcome!



Lil McRae, Owner
218-346-YARN (9276)
email: info@atlooseends.com
357 3rd Ave. SE Perham, MN 56573
www.atlooseends.com

*knit · crochet · spin · weave
yarn · fiber · tools · inspiration*



DIRECTIONS

The shop is located at 357 3rd Ave. SE in Perham. From US Highway 10, exit at MN Highway 78 (Perham/Battle Lake) exit, then turn north into Perham. Follow 3rd Ave. into town for 7/10 mi. Look for the little blue-grey house with the purple door on the righthand side of the street, kitty-corner from Jean's The Right Plant Place

**STOP IN FOR ALL YOUR FIBERY NEEDS!
SIGN UP FOR CLASSES EARLY,
CLASS SIZE IS LIMITED!**